


Special Features Only Available in 2021 Planner

1. Whole New World of Schedule Management

Use the 2021 Planner with Neo smartpen, full of analog touches. Check your schedule on Google, Apple, and Outlook calendars on your smartphone, PC, or tablet. You can even get an alarm.



*These functions may be not supported in some smartpen models and Neo Note.

2. Time-Saving Paper Icons

Touch the 2021 Planner's special paper icons with Neo smartpen. You can save your precious time without knowing it.



Touch this paper icon for your important schedules to synchronize it to Google, Apple, or Outlook calendars and you will be notified of the schedule.



Share your schedule in your handwriting through Instagram or other media of your preference.
*Can also be shared through converted texts in Neo Studio



You will be instantly directed to a Search Engine in your device upon tapping the paper icon, for you to search the relevant information.



Instantly register a tag for the page you are currently writing on.



Share or post your notes in sections, through messengers and SNS apps.



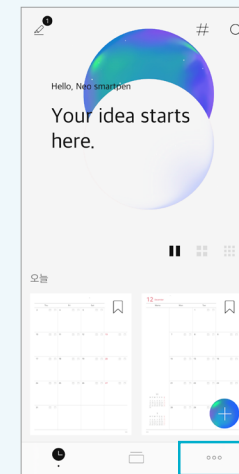
Check out the important pages at the top of the app page by bookmarking it
*Exclusive for 2021 Planner - L



Share your note in whole through an app of your preference.

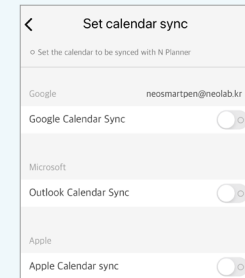
Setting the Calendar Function in Neo Studio

STEP 1. Connect your Neo smartpen to Neo Studio, after downloading the app.



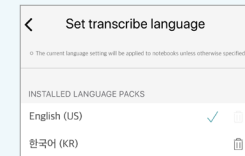
STEP 2.

Select the settings menu.



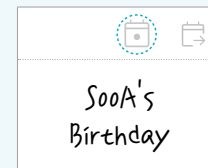
STEP 3.

Select the language of your preference for text recognition and activate the calendar synchronization.



How to Use 2021 Planner

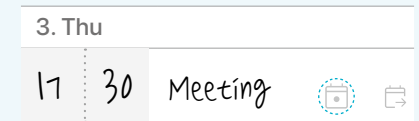
Monthly



Write with your Neo smartpen and tap [📅].

* Monthly planners are synchronized in a whole day format.

Weekly



Write your schedule in the order of time and event with your Neo smartpen and tap [📅].

* The time must be written in 00:00~23:59 format.