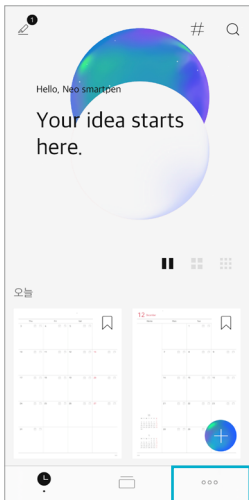


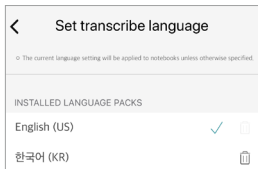
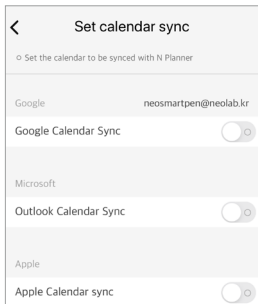
Setting the Calendar Function in Neo Studio

STEP 1. Connect your Neo smartpen to Neo Studio, after downloading the app.



STEP 2.

Select the settings menu.

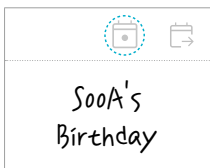


STEP 3.

Select the language of your preference for text recognition and activate the calendar synchronization.

How to Use 2021 Planner

Monthly



Write with your Neo smartpen and tap [📅].

* Monthly planners are synchronized in a whole day format.